



## Executive Summary - 2017-2018 MS/HS Climate Survey- Spring

This report summarizes some of the main findings from the student data collected at your school. You are encouraged to review this Executive Summary in conjunction with the full data summary provided in the Quick Report. A flag  is provided by questions to indicate possible areas of concern. If no  is provided, then no areas were identified as areas of possible concern. The original question name from the full data summary appears after each question so that you can refer to those graphs for additional information.

**School Name:** Monarch Academy (Glen Burnie)

**Total Responses:** Completed: 190  
Did Not Complete: 45  
Total: 235

### SAFETY - PHYSICAL SAFETY

**Question Name:** SV1

**Question:** I feel safe at this school

**Question Responses:** 222

Answer	Responses	Your School %	Project Average %
strongly agree / agree	183	82.43%	76.28%
disagree / strongly disagree	39	17.57%	23.72%

**Question Name:** SV12

**Question Header:** Based on your experience, how much of a problem at this school is


**Question:** Harassment or bullying of students

**Question Responses:** 222

Answer	Responses	Your School %	Project Average %
large problem / somewhat a problem	127	57.21%	58.84%
small problem / not a problem	95	42.79%	41.16%

### SAFETY - BULLYING

**Question Name:** BU1

**Question:** During the current school year have you been bullied? 

**Question Responses:** 217


Answer	Responses	Your School %	Project Average %
Yes	98	45.16%	30.29%
No	119	54.84%	69.71%

**Flag Answers:** Yes

**Flag Threshold:** 34.00%

### SAFETY - SOCIAL-EMOTIONAL WELLBEING

**Question Name:** EI1

**Question:** It is okay to hit someone if they hit me first 

**Question Responses:** 200

Answer	Responses	Your School %	Project Average %
strongly agree / agree	124	62.00%	62.15%
disagree / strongly disagree	76	38.00%	37.85%

**Flag Answers:** strongly agree / agree

**Flag Threshold:** 61.00%

**Question Name:** EI12

**Question:** I feel depressed 

**Question Responses:** 200

Answer	Responses	Your School %	Project Average %
almost always / often	42	21.00%	18.05%
sometimes / never	158	79.00%	81.95%

**Flag Answers:** almost always / often

**Flag Threshold:** 18.00%

## SAFETY - SUBSTANCE USE

**Question Name:** AD2

**Question Header:** During the past 30 days, how many days did you

**Question:** Have at least 1 drink of alcohol

**Question Responses:** 214

Answer	Responses	Your School %	Project Average %
0 days	202	94.39%	91.24%
1-2 days / 3-5 days / 6-9 days / 10-19 days / 20-29 days / all 30 days	12	5.61%	8.76%

## ENGAGEMENT - RELATIONSHIPS AND CONNECTEDNESS

**Question Name:** CO1

**Question:** I feel like I belong

**Question Responses:** 208

Answer	Responses	Your School %	Project Average %
strongly agree / agree	139	66.83%	68.70%
disagree / strongly disagree	69	33.17%	31.30%

**Question Name:** CO8

**Question:** My teachers care about me

**Question Responses:** 206

Answer	Responses	Your School %	Project Average %
strongly agree / agree	179	86.89%	77.48%
disagree / strongly disagree	27	13.11%	22.52%

## ENGAGEMENT - SCHOOL PARTICIPATION AND ACADEMIC EMPHASIS

**Question Name:** SE7

**Question:** I like this school

**Question Responses:** 208

Answer	Responses	Your School %	Project Average %
strongly agree / agree	138	66.35%	60.06%
disagree / strongly disagree	70	33.65%	39.94%

**Question Name:** AE3

**Question:** My teachers encourage me to work hard in my classes

**Question Responses:** 207

Answer	Responses	Your School %	Project Average %
strongly agree / agree	176	85.02%	82.49%

disagree / strongly disagree 31 14.98% 17.51%

## ENGAGEMENT - PARENT INVOLVEMENT

**Question Name:** FI1

**Question:** My parent(s) or guardian(s) feels welcome at this school

**Question Responses:** 203

Answer	Responses	Your School %	Project Average %
strongly agree / agree	175	86.21%	81.73%
disagree / strongly disagree	28	13.79%	18.27%

**Question Name:** FI4

**Question:** The school tries to involve parents or guardians

**Question Responses:** 203

Answer	Responses	Your School %	Project Average %
strongly agree / agree	158	77.83%	68.12%
disagree / strongly disagree	45	22.17%	31.88%

## ENGAGEMENT - CULTURE OF INCLUSION AND EQUITY

**Question Name:** AE6

**Question:** Teachers believe all students can do well if they try

**Question Responses:** 208

Answer	Responses	Your School %	Project Average %
strongly agree / agree	179	86.06%	84.59%
disagree / strongly disagree	29	13.94%	15.41%

**Question Name:** FC8


**Question:** The school provides instructional materials that reflect my culture, ethnicity, and identity

**Question Responses:** 194

Answer	Responses	Your School %	Project Average %
strongly agree / agree	118	60.82%	57.29%
disagree / strongly disagree	76	39.18%	42.71%

## ENVIRONMENT - ORDER AND DISCIPLINE

**Question Name:** OD5

**Question:** Disruptions by other students can get in the way of my learning 

**Question Responses:** 196

Answer	Responses	Your School %	Project Average %
strongly agree / agree	152	77.55%	72.09%
disagree / strongly disagree	44	22.45%	27.91%

**Flag Answers:** strongly agree / agree

**Flag Threshold:** 76.00%

**Question Name:** OD7


**Question:** There are clear rules about student behavior

**Question Responses:** 196

Answer	Responses	Your School %	Project Average %
strongly agree / agree	156	79.59%	77.98%

disagree / strongly disagree 40 20.41% 22.02%

**Question Name:** OD10

**Question:** Students are rewarded for positive behavior 

**Question Responses:** 196

Answer	Responses	Your School %	Project Average %
strongly agree / agree	89	45.41%	50.32%
disagree / strongly disagree	107	54.59%	49.68%

**Flag Answers:** disagree / strongly disagree

**Flag Threshold:** 52.00%

## ENVIRONMENT - PHYSICAL ENVIRONMENT

**Question Name:** PD3

**Question:** The school is usually clean and well-maintained

**Question Responses:** 190

Answer	Responses	Your School %	Project Average %
strongly agree / agree	140	73.68%	52.57%
disagree / strongly disagree	50	26.32%	47.43%

**Question Name:** PD6

**Question:** This school has a bright and pleasant appearance

**Question Responses:** 190

Answer	Responses	Your School %	Project Average %
strongly agree / agree	156	82.11%	53.91%
disagree / strongly disagree	34	17.89%	46.09%

## ENVIRONMENT - SUPPORTIVE SERVICES

**Question Name:** SR1

**Question:** The school has programs to deal with violence and conflict between students

**Question Responses:** 194

Answer	Responses	Your School %	Project Average %
strongly agree / agree	104	53.61%	49.48%
disagree / strongly disagree	90	46.39%	50.52%

**Question Name:** SR4

**Question:** Students who need help for their problems are able to get help through school

**Question Responses:** 194

Answer	Responses	Your School %	Project Average %
strongly agree / agree	150	77.32%	66.63%
disagree / strongly disagree	44	22.68%	33.37%